

BRAVILOR BONAMAT

FRESH BREW



**BRAVILOR
BONAMAT**

Brewing
your coffee
SINCE 1948

Traditional black filter coffee

SERVED PER CUP

There's nothing quite like starting your day with the inviting aroma of freshly ground coffee. Whether in the office, a hotel breakfast area, or an on-the-go location like a petrol station, the FreshBrew range ensures the perfect cup of coffee is always within reach.

Brewed one cup at a time with the push of a button, each serving delivers the rich aroma and full-bodied flavour that coffee lovers crave. This approach guarantees a consistently high-quality coffee experience that delights every coffee lover.

Designed for versatility, the FreshBrew range seamlessly blends the tradition of filter coffee with modern convenience. From busy workspaces to bustling breakfast buffets and travel stops, it's the ideal solution for serving great coffee, cup after cup, wherever it's needed most.





Delivering a perfect cup

EVERYTIME

The FreshBrew range combines the rich heritage of filter coffee with state-of-the-art brewing technology.

Whether you prioritise variety or ease of use, the FreshBrew range offers the perfect solution for serving delicious coffee, cup after cup.

Designed around innovative features to meet the modern needs of both small and large-scale locations. With durability and accessibility in mind the FreshBrew range features robust materials and easy maintenance. Aligning with our commitment to durability and user-friendliness.

High capacity Combi-Brewer

Single brew cycle volume of 480 ml (32g of coffee)

Paper or paperless brewing

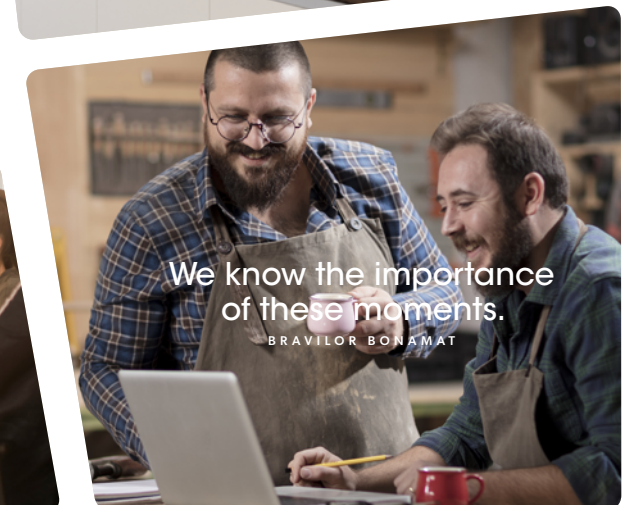
Switch between brewing method in the field effortlessly

Easy cleaning

And maintenance friendly

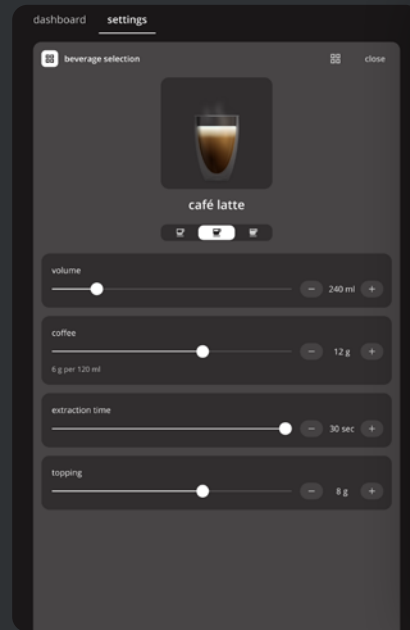
Whatever your business

The versatile and ideal proposition for breakfast locations, office environments and on-the-go locations.



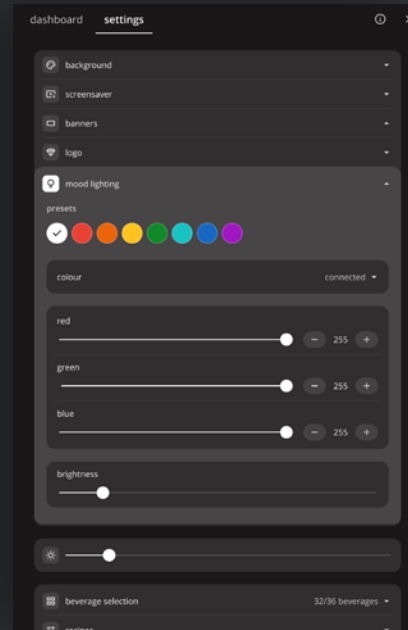
Features & Benefits

Recipe Editor



Featuring a versatile recipe editor. Users can easily adjust key settings like coffee strength and volume, ensuring a simple, user-friendly experience. Empowering operators to tailor coffee recipes to perfection.

Personalisation



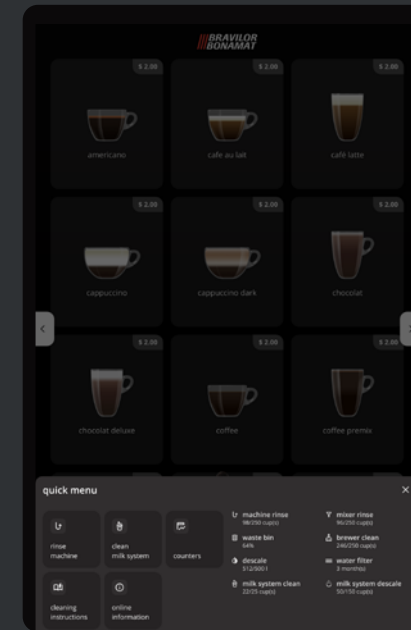
Express your brand and make your machine truly yours. Add a branded wallpaper, incorporate your brand colours, or display your company logo—the FreshBrew seamlessly fits into any environment.

Infotainment



Engage your customers or staff by displaying advertisements, announcements, or corporate videos while the FreshBrew is idle or dispensing.

Quick Menu



Keep your machine running smoothly with timely feedback through intuitive icons on the main screen—without interrupting the consumer's coffee experience. Easily manage tasks and check the machine's status by opening the quick menu from the beverage selection screen.

Sliding Drip Tray



Slide the drip tray underneath the machine with a simple push. Raising the dispense height from 120 mm to 180 mm to allow the easy filling of decanters.

Separate Hot Water Outlet



To prevent cross-flavouring, the FreshBrew features a dedicated hot water outlet, ensuring pure water for tea and other hot beverages. A beverage will only be dispensed when a cup is detected, minimising waste and reducing cleaning efforts.

Redefining flexibility and performance. The versatile Combi-Brewer let's you switch between paper or paperless brewing effortlessly.

BRAVILOR BONAMAT



Combi-Brewer

Engineered for versatility and performance, the new Combi-Brewer is the ultimate solution for brewing coffee of exceptional quality in single brew cycles up to 480 ml (32g of coffee). While high levels of control over the brewing process ensure precision in every cup, the easy-to-clean design and straightforward installation make it as practical as it is versatile.

Whether for professional catering, large offices, or high-demand environments, the Combi-Brewer delivers reliable, adaptable, and consistent coffee brewing like never before.



Paper or paperless brewing

Nothing is as personal as the taste and flavour of your coffee. So when you prefer the subtle flavours of traditional filter coffee, configure the Combi-Brewer with filter paper with ease and you are all set.

Switch to paperless brewing to enjoy full-bodied coffee. Simply remove the filter paper from the Combi-Brewer, adjust the settings, and the cassette itself filters your coffee. Eliminating the excess waste of used filter paper in your waste bin.

Cleaning and maintenance

The Combi-Brewer is extremely easy to access and can be taken out and disassembled in an instant. Allowing you to thoroughly clean the chute, brew chambers and cassette to ensure the highest level of hygiene.

with filter paper



FreshBrew

The versatile FreshBrew range is designed to cater to diverse coffee needs, offering two distinct variants that combine quality and convenience.

FreshGround

The FreshGround takes coffee preparation to the next level with its integrated grinder, ensuring each cup is brewed from freshly ground beans. This delivers the ultimate freshness and rich, full-bodied flavour that coffee enthusiasts love. Whether it's an office environment, a hotel breakfast area, or a café setting, the FreshGround is perfect for locations where aroma and taste are paramount.



FreshMore

For those prioritising speed and simplicity without sacrificing quality, the FreshMore is an ideal choice. Featuring a large canister for ground coffee, making it a practical solution for high-demand settings.

With both variants, you can count on the same exceptional quality and reliability that define the FreshBrew range, tailored to fit the needs of any setting.





The FreshBrew range
combines the rich heritage
of filter coffee with state-of-
the-art brewing technology.

BRAVOR BONAMAT

FreshBrew configurations



FreshGround 100



FreshGround 121



FreshGround 143



FreshMore 100



FreshMore 121

Ground canister	-	-	-	1 x 3,2 L	1 x 3,2 L
# Bean canisters	1 x 2,4 kg	1 x 2,4 kg	1 x 2,4 kg	-	-
# Instant canisters	-	2 x 1,3 L	4 x 1,3 L	-	2 x 1,3 L
# Mixing chambers	-	1	3	-	1
Rated power	220-240V 50/60Hz 2200 Watt	220-240V 50/60Hz 2300 Watt	220-240V 50/60Hz 2300 Watt	220-240V 50/60Hz 2200 Watt	220-240V 50/60Hz 2200 Watt
Dimensions (WxDxH)	335x505x915mm	335x505x915mm	477x505x915mm	335x505x800mm	335x505x800mm

Quality and Innovation



Technical specifications FreshBrew

	Recommended cups per day	180
	Recommended number of users	36 – 60
	Max. number of beverages	36
	Dispense height coffee	130 – 180 mm
	Dispense height hot water	180 mm
	Approvals	CE, ECBC
	Energy label	A

Brewing your coffee

S I N C E 1 9 4 8

bravilor.com

Bravilor Ltd.
Oaklands Park, Wokingham
Berkshire, RG41 2FD
United Kingdom

**/// BRAVILOR
BONAMAT**